

FRANK PAINE 72 FT BERMUDIEN STAYSAIL SCHOONER 1930 - PROJECT COMPLETION - SOLD



Specification

VIVEKA

FRANK PAINE 72 FT BERMUDIEN STAYSAIL SCHOONER 1930 - PROJECT COMPLETION

Designer	Frank Paine	Length waterline	48 ft 0 in / 14.63 m	Engine	Nanni Diesel to Hydraulic drive
Builder	Fred Lawley	Beam	14 ft 0 in / 4.27 m	Location	USA
Date	1930	Draft	9 ft 1 in / 2.77 m	Price	Sold
Length overall	78 ft 0 in / 23.77 m	Displacement	Tonnes		
Length deck	72 ft 9 in / 22.17 m	Construction	Double planked cedar and mahogany on oak frames		

These details are provisional and may be amended

Specification

BROKER'S COMMENTS

If Frank Paine ever designed a slow boat, we haven't heard of it. In VIVEKA he created a high performance schooner yet still capable of girding the world safely and comfortably more than 50 years after launching. The current owner has embarked on what can only be described as an immaculate restoration, the structural aspects of which are now complete. This is a unique opportunity to finish this project; the owner free to select her inventory and define her final specification. VIVEKA hits that sweet spot at 72 foot – comparable with the Fife designed HALLOWEEN and LATIFA: large enough to offer substantial accommodation but without the need for a large crew – indeed her former owner sailed much of his circumnavigation in her single-handed!



• SANDEMAN YACHT COMPANY •
• Brokerage Of Classic & Vintage
Yachts •

www.sandemanyachtcompany.co.uk

FRANK PAINE 72 FT BERMUDIAN STAYSAIL SCHOONER 1930 - PROJECT COMPLETION

Specification
VAT

VAT is unpaid on

this vessel

Specification
PROJECT

VIVEKA is a project in an advanced state of hull and deck construction

with some interior joinery and mechanicals etc as described

Specification
HISTORY

VIVEKA, originally JOAN II and subsequently SEAWEED, SWIFTSURE and MAUNALOA, was designed by Frank C. Paine of Paine, Belknap & Skene. The build at the highly respected Fred Lawley yard in Quincy Massachusetts started in 1929 and she was launched in 1930. She was designed for J.P. Morgan who wanted a fast cruiser, putting special emphasis on speed. He got exactly what he wanted.

She was purchased from Merl as a project by her present owner who, wanting everything to be done to perfection, chose Rutherford's Boat Shop in Richmond near San Francisco to make the total restoration.

During the Second World War, as SEAWEED, she became part of the "The Hooligan's Navy", the government-requisitioned fleet of seagoing pleasure vessels for use as spotter patrols on both the West and East coasts. For almost a month in May 1942 she held her station through some very tough North Californian spring weather - 15 days of it hove to splendidly under just a small main staysail. Good practice perhaps for a future stage in her life... In more recent times VIVEKA has sailed one and a half times round the world with her former owner Merl Petersen at the helm.

Specification
CONSTRUCTION

The yacht was originally cedar and mahogany double planked on oak frames with a deck length of 72 ft 9 in, 48 ft waterline, maximum beam 14 ft and around 9 ft draft. She has been substantially restored with the key elements as follows:

- New purpleheart stem
- New horn timber and rudder post
- New laminated transom
- 100 % of the frames replaced
- Every 3rd frame 3 1/2 x 3 1/4 inch laminated oak replacing the original sawn frames
- The 2 steam bent oak frames in between are 1 3/4 x 2 1/4 inch
- Hull planking replaced in the same way it was done originally
- Double planked 5/8th inch yellow cedar inside, 1 1/4 inch mahogany outside; total 1 7/8th inch thick
- Mahogany planking all scarfed full length to a 12 to 1 ratio
- There are no butts to show up or deteriorate
- The two layers epoxy glued together; the whole fastened with large bronze screws and faired

- Douglas fir sheer clamp and shelf
 - 74 x Cast bronze floors
 - Bronze chain plates and knees
 - Original teak rudder sound enough to be repaired and refastened to the stock with bronze rod
 - Laminated white oak deck beams with side laminations for the appearance of having been sawn
 - 1/8th cedar 1st layer sub deck with underside white painted before laying for a crisp line in deck head
 - 1/2 Inch Douglas fir marine ply 2nd layer all epoxy glued with overlapping seams
 - 10 oz cloth fibre glass sheath over
 - 3/4 Inch teak deck prefabricated by Teak Decking Systems
 - Deck fitted by Rutherford's without screws or plugs to negate any fixture related problems
 - Teak bulwark and cap rail
 - Mahogany hatches and skylights
-

Specification
DECK LAYOUT

From aft Superstructure and deck equipment is fitted to the extent shown in

- Main mast

- pictures provided
- Aft deck
- Bronze backstay terminal / chain plate
- Cockpit
- Raised trunk over aft cabin
- Main trunk and sliding hatch access to companionway

- Bronze chain plates
- Butterfly skylight fore and aft
- Butterfly skylight fore and aft
- Foremast
- Bronze chain plates
- Low profile raised sliding fore hatch
- Bowsprit

Specification
ACCOMMODATION

Some interior bulkheads and joinery items have been

fitted according to the pictures provided

Specification
RIG AND SPARS

- Sitka spruce hollow foremast with conduit inside for electric cables, etc
- Bowsprit

Specification
MECHANICAL ELECTRICAL AND TANKAGE

- Nanni diesel to be mounted well forward out of the main saloon
- Sillette twin bronze hydraulically driven sail drives
- 3 blade folding Gori propellers
- Stainless steel fuel tanks
- Stainless steel water tank
- Polyethylene black and gray water tanks

Specification
RECENT AND CURRENT WORKS IN PROGRESS


- Sliding hatch over the forepeak recently completed
- 2 x Skylights installed
- The house over owner's stateroom, sides complete leaving top off for ease of access
- All the items have several coats of varnish for protection
- Teak deck margins currently being fitted around finished deck superstructures
- Fuel tanks installed under the cockpit and the fuel transfer system designed for fitting
- Installation of the whole system and the hot water system is due shortly
- Cockpit fitting and installation to follow next, followed by main companionway and house


Disclaimer

These particulars have been prepared from information provided by the vendors and are intended as a general guide. The purchaser should confirm details of concern to them by survey or engineers inspection. The purchaser should also ensure that the purchase contract properly reflects their concerns and specifies details on which they wish to rely.

FRANK PAINE 72 FT BERMUDIAN STAYSAIL SCHOONER 1930 - PROJECT COMPLETION

Specification
GALLERY










SANDEMAN
BOATWORK OF CLASSIC & VINTAGE YACHTS
YACHT COMPANY





SANDEMAN
BOATWORK OF CLASSIC & VINTAGE YACHTS
YACHT COMPANY
















SANDEMAN
HERITAGE OF CLASSIC YACHTING TRADITION
YACHT COMPANY




SANDEMAN
HERITAGE OF CLASSIC YACHTING TRADITION
YACHT COMPANY










SANDEMAN
BANKERS OF CLASSIC & MODERN YACHTS
YACHT COMPANY






SANDEMAN
BROKERAGE OF CLASSIC & MODERN
YACHT COMPANY














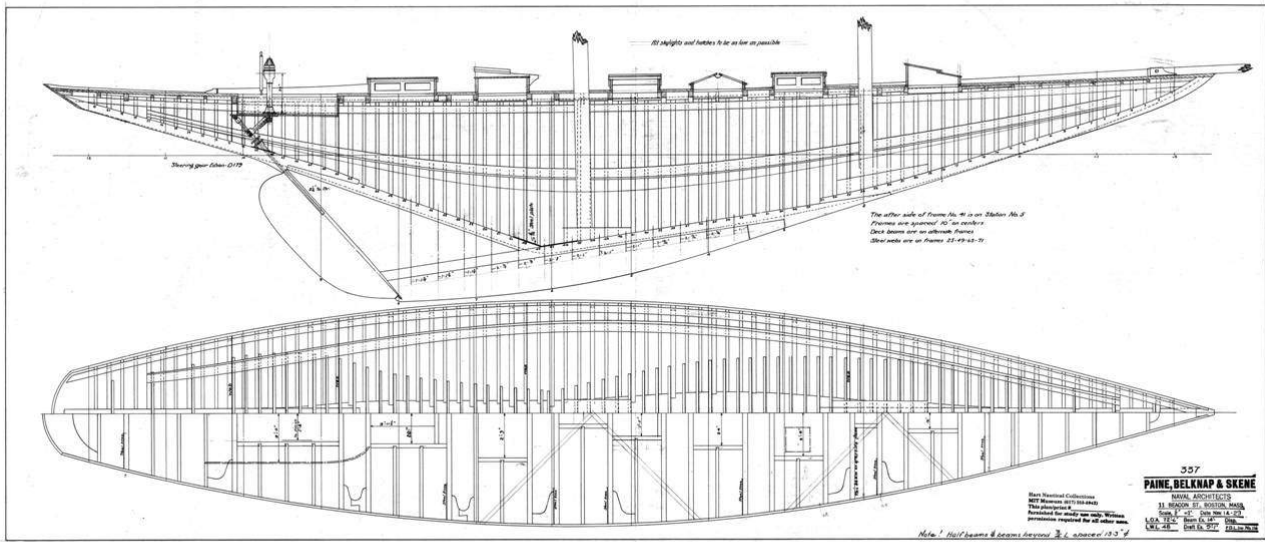
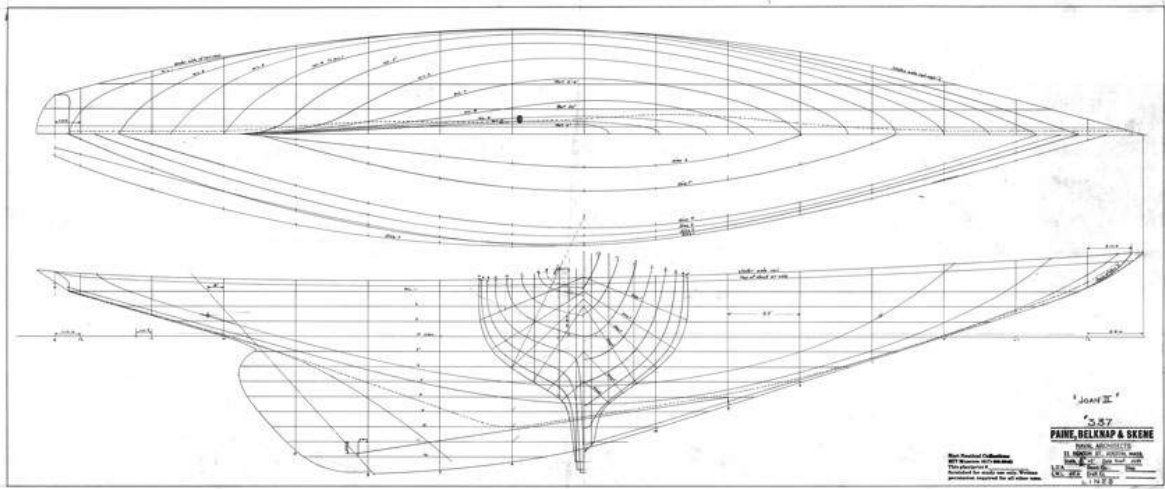



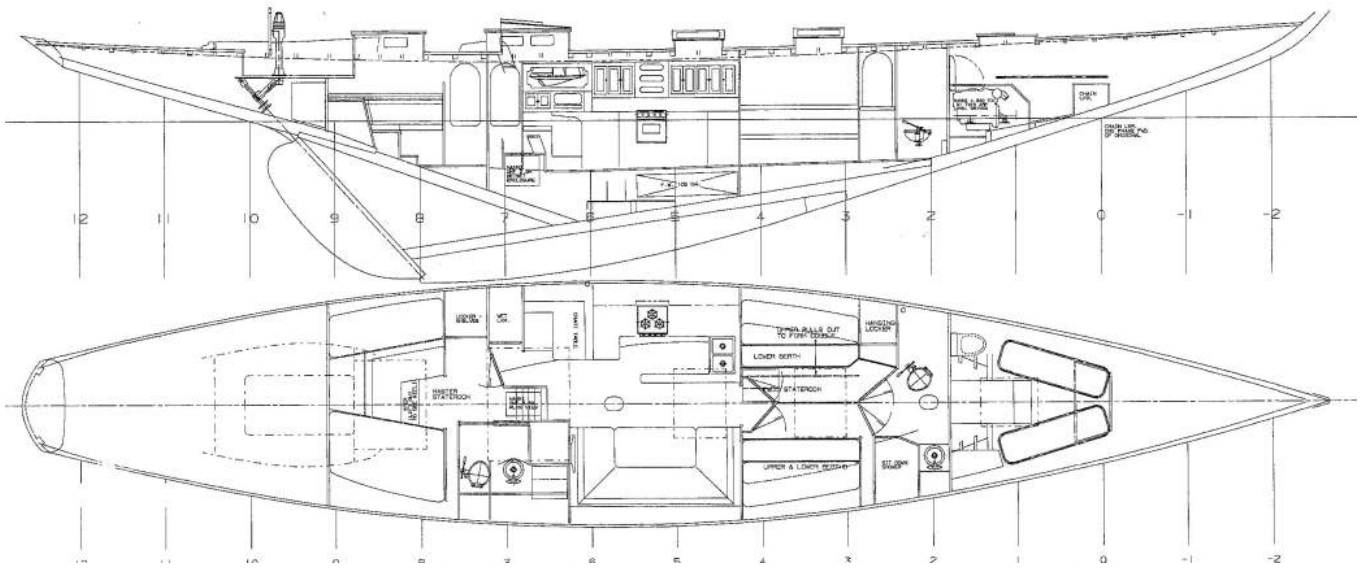
SANDEMAN
HANDMADE OF CLASSIC & VINTAGE YACHTS
YACHT COMPANY



SANDEMAN
HANDMADE OF CLASSIC & VINTAGE YACHTS
YACHT COMPANY



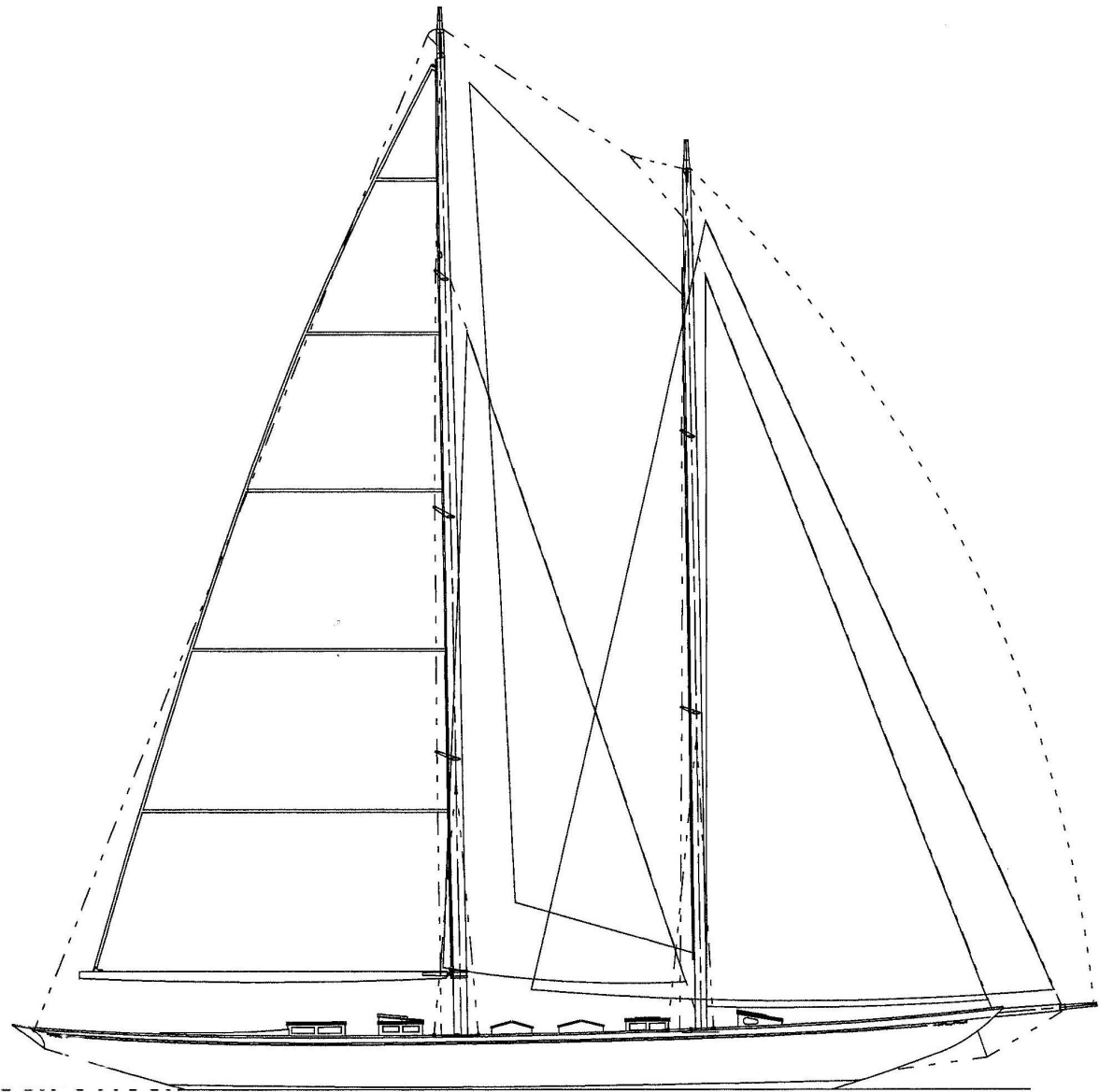




All standing rigging is 6x7 Blue Ctr.
Buckstays and runners 6x15 Blue Ctr. 1/2 1x17

Hart Nautical Collections
MIT Museum (617) 855-0048
This plan/print is
furnished for study use only. Written
permission required for all other uses.

89.057
JOAN II
NEWY SAIL PLAN
PAINE BELKNAP / SKENE Designers
ROBERT MOSES
GILBERT
1928



Viveka

